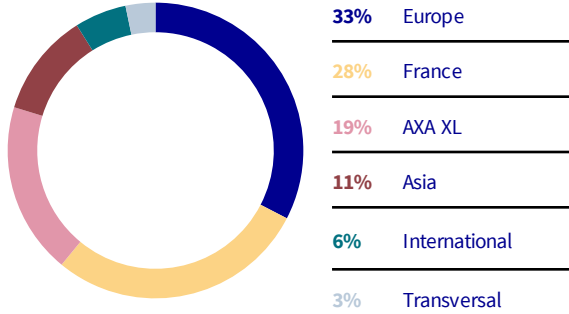




OUR ACTIVITY

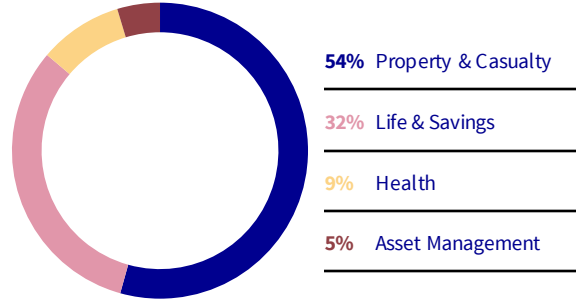
GEOGRAPHY

in % as of 2021 total gross revenues



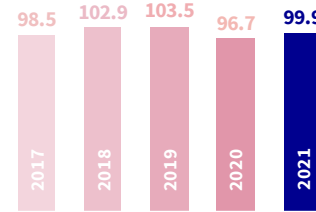
BUSINESS

in % as of 2021 underlying earnings excl. Holdings

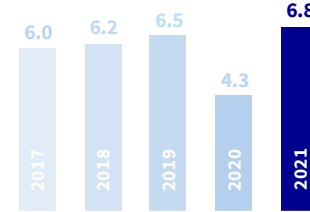


KEY FIGURES

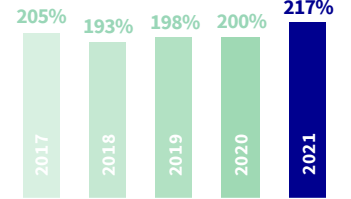
GROSS REVENUES (€bn)



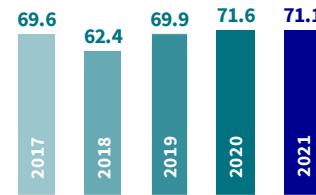
UNDERLYING EARNINGS (€bn)



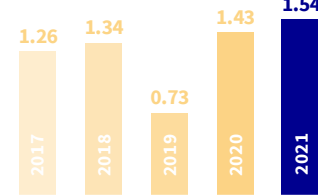
SOLVENCY II RATIO



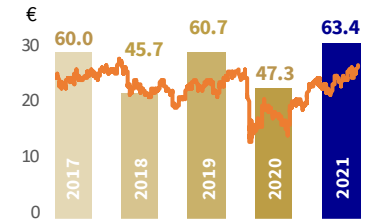
SHAREHOLDERS' EQUITY (€bn)



DIVIDEND PER SHARE (€)



MARKET CAP (€bn) AND SHARE PRICE (€)



ESG

“Act for human progress by protecting what matters”

As a global investor

-20% Carbon footprint reduction of AXA's portfolio by 2025

Green investment target

Euro 26 billion by 2023

As a global insurer

Strengthen the share of **Insurance products with positive environmental impact**

Inclusive insurance

for vulnerable populations

As an exemplary company

-20% Carbon footprint reduction of AXA's own operations by 2025; offset residual emissions

Training on climate

for our teams by 2023

FINANCIAL STRENGTH RATING

S&P

AA-

MOODY'S

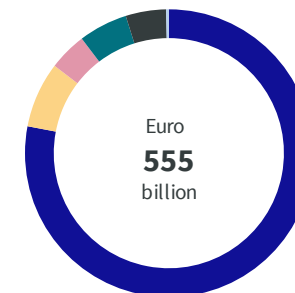
Aa3

FITCH

AA-

GENERAL ACCOUNT ASSET MIX

- 78% Fixed Income
- 7% Real Estate
- 4% Listed Equity
- 6% PE & HF
- 5% Cash
- 0% Policy loans



SHAREHOLDERS

- 15% Mutuelles AXA
- 16% France
- 18% North America
- 10% UK & Ireland
- 17% Other Europe
- 2% Rest of the world
- 5% AXA staff
- 15% Retail
- 1% Other

